


C3148a - 78 MUSGRAVE ROAD, RED HILL

C3148a-0002(A).xls

ELECTRICAL EQUIPMENT SCHEDULE

REVISION A - 23 NOVEMBER 2023

THE LIGHT FITTING SUPPLIER CONTACT DETAILS MAY BE AVAILABLE ON THE EDG WEBSITE VIA THE FOLLOWING LINK www.edg.net.au/Links/Lighting.htm					
TYPE	LAMPS	DESCRIPTION	COLOUR / ACCESSORY	CATALOGUE No	REV
L1	23W 4000K LED	1200 X 300 LAY IN FLAT PLATE LED FITTING C/W REMOTE DRIVER T BAR MOUNTED	WHITE TRIM	EAGLE LIGHTING AURELED EL-AUR-3107-000	A
L2	19W 4000K LED	600 X 600 LAY IN FLAT PLATE LED FITTING C/W REMOTE DRIVER T BAR MOUNTED	WHITE TRIM	EAGLE LIGHTING AURELED EL-AUR-3103-000	A
L3	19W 4000K LED	600 X 600 LAY IN FLAT PLATE LED FITTING C/W REMOTE DRIVER MOUNTED IN A FLUSH RECESSED PB MOUNTING KIT	WHITE TRIM	EAGLE LIGHTING AURELED EL-AUR-3103-000	A
L4	10W 4000K LED / M	SURFACE MOUNTED LED EXTRUSION C/W REMOTE DRIVER AND A DEDICATED ADJUSTABLE MOVEMENT SENSOR THAT OPERATES THE L4 WHEN THE CUPBOARD DOOR IS OPENED. MOUNT THE FITTING ABOVE THE DOOR BEHIND THE DOOR HEAD.	ALUMINIUM	UNIOS EC60XX10.FP40.F-GS10XX.AO	A
L5	10W 4000K LED	RECESSED 40 DEG BEAM DOWNLIGHT C/W REMOTE DRIVER	WHITE TRIM	UNIOS APEX0105.TW40.M-FP025001	A
L6	18W 4000K LED	RECESSED 60 DEG BEAM DOWNLIGHT C/W REMOTE DRIVER	WHITE TRIM	UNIOS APEX0145.TW40.W-FP050001	A
L7	22W 4000K LED / M	ROD SUSPENDED 1500 LONG EXTRUSION C/W OPAL DIFFUSER AND INTEGRAL DRIVER PROVIDE THE FITTING WITH ALL NECESSARY MOUNTING COMPONENTS, END CAPS AND ACCESSORIES TO COMPLETE THE INSTALLATION AND SUCH THAT THE FITTING IS SUSPENDED HORIZONTALLY. CONFIRM THE SUSPENSION HEIGHT ON SITE WITH THE ARCHITECT.	WHITE TRIM	UNIOS LDSOHOXX.TW40.F 1500 LONG	A
L8	22W 4000K LED / M	ROD SUSPENDED 1500 LONG EXTRUSION C/W OPAL DIFFUSER AND INTEGRAL DRIVER PROVIDE THE FITTING WITH ALL NECESSARY MOUNTING COMPONENTS, END CAPS AND ACCESSORIES TO COMPLETE THE INSTALLATION AND SUCH THAT THE FITTING IS SUSPENDED HORIZONTALLY. CONFIRM THE SUSPENSION HEIGHT ON SITE WITH THE ARCHITECT.	WHITE TRIM	UNIOS LDSOHOXX.TW40.F 1500 LONG	A
L9	22W 4000K LED / M	ROD SUSPENDED 4000 LONG EXTRUSION C/W OPAL DIFFUSER AND INTEGRAL DRIVER PROVIDE THE FITTING WITH ALL NECESSARY MOUNTING COMPONENTS, END CAPS AND ACCESSORIES TO COMPLETE THE INSTALLATION AND SUCH THAT THE FITTING IS SUSPENDED HORIZONTALLY. CONFIRM THE SUSPENSION HEIGHT ON SITE WITH THE ARCHITECT.	WHITE TRIM	UNIOS LDSOHOXX.TW40.F 4000 LONG	A




C3148a - 78 MUSGRAVE ROAD, RED HILL

C3148a-0002(A).xls

ELECTRICAL EQUIPMENT SCHEDULE

REVISION A - 23 NOVEMBER 2023

THE LIGHT FITTING SUPPLIER CONTACT DETAILS MAY BE AVAILABLE ON THE EDG WEBSITE VIA THE FOLLOWING LINK www.edg.net.au/Links/Lighting.htm					
TYPE	LAMPS	DESCRIPTION	COLOUR / ACCESSORY	CATALOGUE No	REV
L10	4000K LED	ROD SUSPENDED DECORATIVE PENDANT C/W REMOTE DALI DIMMABLE DRIVER. CONFIRM THE SUSPENSION HEIGHT ON SITE WITH THE ARCHITECT.	SILVER	LUMEN 8 H SERIES L8H17	A
L11	12 No 12w 1020 LUMEN 4000K LED	SUSPENDED RECTANGULAR LINEAR MAGNETIC TRACK SYSTEM C/W REMOTE DRIVERS / POWER SUPPLIES. PROVIDE EACH LONG SIDE WITH FOUR LIGHTING MODULES AND EACH SHORT SIDE WITH TWO LIGHTING MODULES. CONFIRM THE SUSPENSION HEIGHT ON SITE WITH THE ARCHITECT PROVIDE THE FITTING WITH ALL NECESSARY SUSPENSIONS, CORNERS, JOINERS, INFILLS AND ACCESSORIES.	BLACK	BOSCO LIGHTING BLTL-MAG C/W 12 X VALO TRACK LIGHTS	A
L12	18W 4000K LED	RECESSED 60 DEG BEAM DOWNLIGHT C/W REMOTE DALI DIMMABLE DRIVER	WHITE TRIM	UNIOS APEX0145.TW40.W-UN.DAR020.0500.01	A
L13	12W 3000K LED	WALL MOUNTED UP DOWN LIGHT C/W INTEGRAL DRIVER. CONFIRM THE MOUNTING HEIGHT ON SITE WITH THE ARCHITECT	SATIN WHITE	STUDIO ITALIA CG A/BROOKS/12W/WH	A
L14	10W 4000K LED /M	SURFACE MOUNTED LED EXTRUSION C/W REMOTE DRIVER MOUNT THE LED WITHIN THE CEILING COFFER AS PER THE ARCHITECTURAL DETAIL	ALUMINIUM	UNIOS EC60XX10.FP40.F-GS10XX.AO	A
L15	27W 4000K LED	1200 LONG SURFACE MOUNTED IP65 BATTEN C/W INTEGRAL MOVEMENT SENSOR AND DRIVER	NA	PIERLITE BWPECO404ECSLS	A
L16	22W 4000K LED / M	ROD SUSPENDED 800 LONG EXTRUSION C/W OPAL DIFFUSER AND INTEGRAL DRIVER PROVIDE THE FITTING WITH ALL NECESSARY MOUNTING COMPONENTS, END CAPS AND ACCESSORIES TO COMPLETE THE INSTALLATION AND SUCH THAT THE FITTING IS SUSPENDED HORIZONTALLY. CONFIRM THE SUSPENSION HEIGHT ON SITE WITH THE ARCHITECT.	WHITE TRIM	UNIOS LDSOHOXX.TW40.F 800 LONG	A
L17	2NO 11W 3000K 240 VOLT E27 OPAL LED LAMPS	DECORATIVE PENDANT CONFIRM THE SUSPENSION HEIGHT ON SITE WITH THE ARCHITECT	MATT BLACK	STUDIO ITALIA SE S/DAMP	A
L18	4 No 12w 1020 LUMEN 4000K LED	SUSPENDED STRAIGHT LINEAR MAGNETIC TRACK SYSTEM C/W REMOTE DRIVERS / POWER SUPPLIES. PROVIDE FOUR LIGHTING MODULES. CONFIRM THE SUSPENSION HEIGHT ON SITE WITH THE ARCHITECT PROVIDE THE FITTING WITH ALL NECESSARY SUSPENSIONS, ENDS, JOINERS, INFILLS AND ACCESSORIES.	BLACK	BOSCO LIGHTING BLTL-MAG C/W 4 X VALO TRACK LIGHTS	A




C3148a - 78 MUSGRAVE ROAD, RED HILL

C3148a-0002(A).xls

ELECTRICAL EQUIPMENT SCHEDULE

REVISION A - 23 NOVEMBER 2023

THE LIGHT FITTING SUPPLIER CONTACT DETAILS MAY BE AVAILABLE ON THE EDG WEBSITE VIA THE FOLLOWING LINK www.edg.net.au/Links/Lighting.htm					
TYPE	LAMPS	DESCRIPTION	COLOUR / ACCESSORY	CATALOGUE No	REV
E1	LED	EMERGENCY LIGHT: RECESSED NON-MAINTAINED EMERGENCY LIGHT. AS2293 CLASSIFICATION C0-D40 - C90-D40.	WHITE	CLEVERTRONICS LLIFE	A
EX	LED	EXIT LIGHT: MAINTAINED 24M VIEWING DISTANCE EXIT LIGHT C/W DIFFUSERS & DIRECTIONAL ARROWS AS SHOWN. CEILING SURFACE MOUNT OR WALL MOUNT BETWEEN 2100mm & 2700mm AFFL IF THERE IS NO VERTICAL SURFACE TO MOUNT THE FITTING ON WITHIN THIS RANGE CONFIRM THE MOUNTING HEIGHT WITH THE ENGINEER. PROVIDE A CUSTOM WHITE COUNTER LEAVER MOUNTING BRACKET AS REQUIRED AS2293 CLASSIFICATION C0-D8 - C90-E3.2.	WHITE	CLEVERTRONICS LUBPRO-SM	A
MANUAL DALI POT (DALI)		DALI POT C/W INTEGRAL 20 DALI DEVICE POWER SUPPLY/W CIRCUIT IDENTIFICATION ON THE FACEPLATE BEHIND THE SURROUND MOUNTED AT 1000mm AFFL UNLESS NOTED OTHERWISE. FACTOR SET POWER ON RETURN TO LAST LEVEL.	WHITE	SMARTSCAPE DALI RD20	A
ONE-WAY LIGHT SWITCH		ONE-WAY LIGHT SWITCH C/W CIRCUIT IDENTIFICATION ON THE FACEPLATE BEHIND THE SURROUND MOUNTED AT 1000mm AFFL UNLESS NOTED OTHERWISE.	WHITE	CLIPSAL C2000	A
TWO-WAY LIGHT SWITCH		TWO-WAY LIGHT SWITCH C/W CIRCUIT IDENTIFICATION ON THE FACEPLATE BEHIND THE SURROUND MOUNTED AT 1000mm AFFL UNLESS NOTED OTHERWISE.	WHITE	CLIPSAL C2000	A
SINGLE POWER OUTLET		SINGLE POWER OUTLET C/W CIRCUIT IDENTIFICATION ON THE FACEPLATE BEHIND THE SURROUND MOUNT AT 300mm AFFL U.N.O. RATING 10A U.N.O.	WHITE	CLIPSAL C2000	A
DOUBLE POWER OUTLET		DOUBLE POWER OUTLET C/W CIRCUIT IDENTIFICATION ON THE FACEPLATE BEHIND THE SURROUND MOUNT AT 300mm AFFL U.N.O. RATING 10A U.N.O.	WHITE	CLIPSAL C2000	A
PENDANT OUTLET (P)		RETRACTABLE MANUAL PENDANT POWER OUTLET CONTAINING TWO 10 AMP GPOS AND TWO USB-A CHARGING PORTS ON EACH SIDE. PROVIDE CEILING FLANGE AND SUPPORTS AS NECESSARY.	WHITE	EQUIP OFFICE FURNITURE ELEVATE II POWER MODULE	A
SINGLE-PHASE ISOLATOR		SINGLE-PHASE WEATHERPROOF ISOLATOR. MOUNT AT 1350mm AFFL U.N.O. RATING 20A U.N.O. CONNECT TO EQUIPMENT VIA FLEXIBLE CONDUIT.			A
THREE-PHASE ISOLATOR		THREE-PHASE WEATHERPROOF ISOLATOR. MOUNT AT 1350mm AFFL U.N.O. RATING 20A U.N.O. CONNECT TO EQUIPMENT VIA FLEXIBLE CONDUIT.			A




C3148a - 78 MUSGRAVE ROAD, RED HILL

C3148a-0002(A).xls

ELECTRICAL EQUIPMENT SCHEDULE

REVISION A - 23 NOVEMBER 2023

THE LIGHT FITTING SUPPLIER CONTACT DETAILS MAY BE AVAILABLE ON THE EDG WEBSITE VIA THE FOLLOWING LINK www.edg.net.au/Links/Lighting.htm					
TYPE	LAMPS	DESCRIPTION	COLOUR / ACCESSORY	CATALOGUE No	REV
CAT 6 COMMUNICATIONS OUTLET		RJ45 CAT-6 COMMUNICATIONS OUTLET, CABLED BACK TO THE COMMUNICATIONS RACK CR-A TERMINATED ONTO FACILITY PATCH PANELS VIA 4-PAIR CAT-6 UTP CABLE. MOUNT UP TO 3 RJ45 OUTLETS PER MULTI-GANG FACEPLATE WITH SEPARATE PERMANENT LABELLING FOR EACH OUTLET.	WHITE UNLESS NOTED OTHERWISE. CEILING MOUNTED OUTLET TO MATCH CEILING COLOUR	CLIPSAL C2000	A
COMMUNICATIONS RACK CR-A		UTILISE THE EXISTING ON SITE COMMUNICATIONS RACK AS CR-A. REMOVE ALL OF THE EXISTING EQUIPMENT AND ACCESSORIES AND RELOCATE THE RACK TO THE NEW POSITION. PROVIDE THE RELOCATED RACK WITH A 10 PORT POWER RAIL, ALL NEW CABLE MANAGEMENT AND PATCH PANELS AS NECESSARY TO ACCOMMODATE THE COMMUNICATIONS CABLING.			A
NTD		ARRANGE WITH THE NBN TO RELOCATE THE EXISTING NBN NTD TO THE NEW POSITION. CONNECT THE NTD TO THE COMMUNICATIONS RACK CR-A WITH SIX CAT 6 TIE CABLES TERMINATED IN THE RACK ON A DEDICATED PATCH PANEL.			A
FLOOR BOX 1 (FB1)		ABOVE FLOOR BOX PROVIDE EACH FLOOR BOX WITH TWO DOUBLE GPOS ON THE CIRCUIT NOMINATED AND EIGHT COMMUNICATIONS OUTLETS. PROVIDE A SPARE 32 DIA COMMUNICATIONS CONDUIT FROM EACH FLOOR BOX TO THE ACCESSIBLE LOWER GROUND FLOOR CEILING SPACE C/W SPARE DRAW WIRE. IDENTIFY THE CONDUIT LOCATIONS ON THE AS BUILT DOCUMENTS.	STAINLESS STEEL	ELECTRIC CABLE DUCT SYSTEMS AFB20/2	A
FLOOR BOX 2 (FB2)		ABOVE FLOOR BOX PROVIDE EACH FLOOR BOX WITH A DOUBLE GPO ON THE CIRCUIT NOMINATED AND FOUR COMMUNICATIONS OUTLETS. PROVIDE A SPARE 32 DIA COMMUNICATIONS CONDUIT FROM EACH FLOOR BOX TO THE ACCESSIBLE LOWER GROUND FLOOR CEILING SPACE C/W SPARE DRAW WIRE. IDENTIFY THE CONDUIT LOCATIONS ON THE AS BUILT DOCUMENTS.	STAINLESS STEEL	ELECTRIC CABLE DUCT SYSTEMS AFB20	A
DB-A		DISTRIBUTION BOARD DB-A REFER TO THE DB-A SCHEDULES FOR ADDITIONAL INFORMATION AND REQUIREMENTS. PROVIDE A SHOP DRAWING OF THE DB FOR APPROVAL.			A
MSB		EXISTING MAIN SWITCHBOARD TO BE UPGRADED WITH A TWO 80 A THREE PHASE CIRCUIT BREAKERS WITH ONE SUPPLYING THE CHURCH AND THE SECOND DB-A. LABEL THE CIRCUIT BREAKERS ACCORDINGLY. THE EXISTING ENERGEX SUPPLY AND METERING IS TO REMAIN.			A




C3148a - 78 MUSGRAVE ROAD, RED HILL

C3148a-0002(A).xls

ELECTRICAL EQUIPMENT SCHEDULE

REVISION A - 23 NOVEMBER 2023

THE LIGHT FITTING SUPPLIER CONTACT DETAILS MAY BE AVAILABLE ON THE EDG WEBSITE VIA THE FOLLOWING LINK www.edg.net.au/Links/Lighting.htm					
TYPE	LAMPS	DESCRIPTION	COLOUR / ACCESSORY	CATALOGUE No	REV
CABLE ACCESS (A1)		PROVIDE A1 AS MULTIPLE WALL MOUNTED FACEPLATES POSITIONED AS PER THE ARCHITECTURAL DETAIL PROVIDE THE OUTLET CONFIGURATION AND CABLING AS PER THE A1 FACEPLATE SCHEMATIC. PROVIDE THE GPO AS A CONVENTIONAL GPO CIRCUITED AS SHOWN AND THE RJ45 OUTLETS AS CONVENTIONAL COMMUNICATIONS OUTLETS CABLED TO THE COMMUNICATIONS RACK. PROVIDE A PRE-TERMINATED CONCEALED 4K 60hz HDMI 2.0 CABLE FROM A FEMALE OUTLET ON THE A1 FACEPLATE TO A FEMALE OUTLET ON THE A2 FACEPLATE.	WHITE	CLIPSAL C2000 SERIES	A
CABLE ACCESS (A2)		PROVIDE A2 AS MULTIPLE WALL MOUNTED FACEPLATES POSITIONED AS PER THE ARCHITECTURAL DETAIL PROVIDE THE OUTLET CONFIGURATION AND CABLING AS PER THE A2 FACEPLATE SCHEMATIC. PROVIDE THE GPO AS A CONVENTIONAL GPO CIRCUITED AS SHOWN AND THE RJ45 OUTLETS AS CONVENTIONAL COMMUNICATIONS OUTLETS CABLED TO THE COMMUNICATIONS RACK. REFER TO THE A1 DESCRIPTION FOR DETAILS OF THE HDMI OUTLET.	WHITE	CLIPSAL C2000 SERIES	A
CABLE ACCESS (A3)		PROVIDE A3 AS MULTIPLE WALL MOUNTED FACEPLATES POSITIONED AS PER THE ARCHITECTURAL DETAIL PROVIDE THE OUTLET CONFIGURATION AND CABLING AS PER THE A3 FACEPLATE SCHEMATIC. PROVIDE THE GPO AS A CONVENTIONAL GPO CIRCUITED AS SHOWN	WHITE	CLIPSAL C2000 SERIES	A
CABLE ACCESS (A4)		PROVIDE A4 AS A WALL MOUNTED FACEPLATE POSITIONED AS PER THE ARCHITECTURAL DETAIL PROVIDE THE OUTLET CONFIGURATION AS PER THE A4 FACEPLATE SCHEMATIC.	WHITE	CLIPSAL C2000 SERIES	A
SECURITY SYSTEM		SECURITY SYSTEM HEADEND PANELS MOUNTED AT HIGH LEVEL. ENSURE THE PANEL ENCLOSURES ARE SUPPLIED LARGE ENOUGH SUCH THAT THE ASSOCIATED GPOS AND COMMUNICATIONS OUTLETS ARE CONTAINED WITHIN THE PANEL.		INNER RANGE INTEGRITY	A
SECURITY PIEZO SIREN		FLUSH RECESSED PIEZO SIREN SUBMIT DETAILS FOR APPROVAL PRIOR TO ORDERING	WHITE	DFM WP11	A
SECURITY INTRUDER DETECTOR		DUAL-TECHNOLOGY MOVEMENT DETECTORS WALL MOUNTED AS PER THE MANUFACTURER'S SPECIFICATION. CONNECT TO THE SECURITY SYSTEM T WITH ONE DETECTOR PER ZONE. PROGRAM THE SECURITY SYSTEM AS REQUIRED TO THE SATISFACTION OF THE TENANT. SUBMIT DETAILS OF THE DETECTORS INCLUDING THE MOUNTING ARRANGEMENTS FOR APPROVAL PRIOR TO ORDERING.			A
SECURITY STROBE.		PLASTIC STROBE / SIREN MOUNTED AT HIGH LEVEL CONNECTED TO THE SECURITY SYSTEM	WHITE	DFM SKU-WP06	A



ELECTRICAL DESIGN GROUP

ELECTRICAL BUILDING SERVICES CONSULTANTS

P.O. Box 15, SHERWOOD Q. 4075

Phone: (07) 3278 4375 Fax: (07) 3716 0222

Web Site: www.edg.net.au Email: brisbane@edg.net.au

C3148a - 78 MUSGRAVE ROAD, RED HILL

C3148a-0002(A).xls

ELECTRICAL EQUIPMENT SCHEDULE

REVISION A - 23 NOVEMBER 2023

THE LIGHT FITTING SUPPLIER CONTACT DETAILS MAY BE AVAILABLE ON THE EDG WEBSITE VIA THE FOLLOWING LINK
www.edg.net.au/Links/Lighting.htm

TYPE	LAMPS	DESCRIPTION	COLOUR / ACCESSORY	CATALOGUE No	REV
SECURITY SYSTEM KEYPAD (KP)		SECURITY SYSTEM KEYPAD MOUNTED AT 1000mm AFFL.		INNER RANGE INTEGRITY PRISMA X	A
ACCESS CONTROL PUSH BUTTON (PB)		MOMENTARY PUSH BUTTON INTERFACED TO THE ACCESS CONTROL SYSTEM TO UNLOCK THE ASSOCIATED DOOR MOUNTED AT 1000mm AFFL UNLESS NOTED OTHERWISE. PROVIDE CONTRASTING ENGRAVING "PRESS TO EXIT"	WHITE	CLIPSAL C2000	A
ACCESS CONTROL DOOR MAGNETIC HOLDERS (MH)		PROVIDE A MAGNETIC DOOR HOLDER CONNECTED TO THE ACCESS CONTROL SYSTEM. PROVIDE DOOR READER MODULES & AUXILIARY POWER SUPPLIES AS REQUIRED.			A
ACCESS CONTROL DOOR ELECTRIC STRIKE (ES)		FLUSH MOUNTED FAIL SAFE ELECTRIC DOOR STRIKE PLATE . ALLOW TO SUPPLY AND INSTALL THE ELECTRIC STRIKE AND CONNECT IT TO THE ACCESS CONTROL SYSTEM. PROVIDE CONCEALED DOOR READER MODULES & AUXILIARY POWER SUPPLIES AS REQUIRED. PROVIDE A BATTERY BACK UP SYSTEM SUCH THAT THE ELECTRIC STRIKES REMAIN LOCKED FOR AT LEAST FOUR HOURS UPON MAINS POWER FAILURE. COORDINATE THE ELECTRIC DOOR STRIKE INTERFACE WITH THE DOOR SUPPLIER. EACH ELECTRIC STRIKE IS TO BE PROVIDED WITH DOOR STATUS REPORTING (DOOR OPEN / DOOR CLOSED)			A
ACCESS CONTROL DOOR CARD READER (CR)		WALL-MOUNTED 1000AFFL VANDAL-RESISTANT ACCESS CONTROL SYSTEM HEAVY-DUTY PROXIMITY CARD READER. PROVIDE DOOR READERS AND POWER SUPPLIES AS REQUIRED			A
APERIO HUB (485)		PROVIDE A CEILING MOUNTED APERIO HUB CONNECTED VIA A RS485 CABLE TO THE SECURITY EQUIPMENT IN THE SERVER ROOM .			A